


# Leveraging "World-First" Technologies for Global Sales Expansion


With a focus on capacitors, the TAIYO YUDEN Group has developed various world-first products that it produces and sells around the world.


## Strength


### Technological Knowhow to Develop and Bring to Market World-leading Innovative Products


Since its founding, TAIYO YUDEN has followed a credo of starting from material development to complete end products. Our research and development activities have been producing numerous world-first innovations and products for many years.


- 

**1984**  
Commercialized the world's first nickel-electrode high-capacity multilayer ceramic capacitor
- 

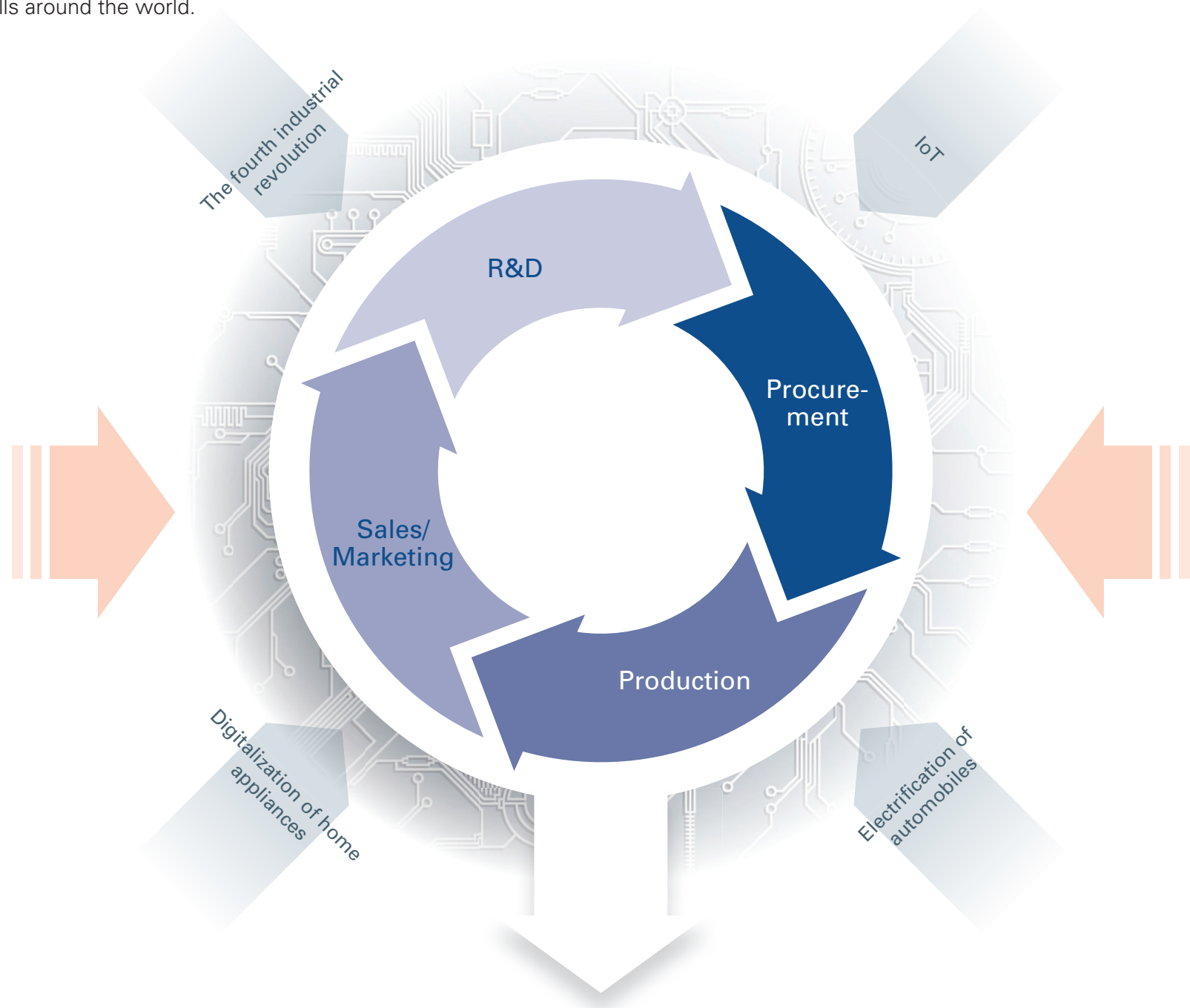
**2004**  
Achieved the world's best inductance value for high-frequency, 0603 size multilayer chip inductors
- 

**2006**  
World's first mass production of the groundbreaking EOMIN™ embedded parts multilayer wiring substrate with a copper core
- 

**2013**  
Commercialized the world's first multilayer metal power inductor
- 

**2014**  
Achieved the world's thinnest (0.11mm) multilayer ceramic capacitor
- 

**2018**  
Achieved the world's first 1,000 µF multilayer ceramic capacitor



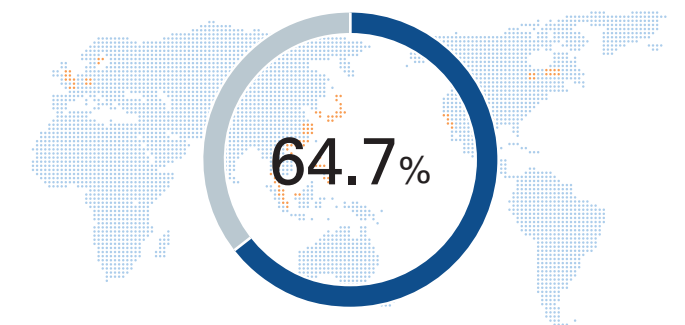
Value created through business activities → p.34-35 Committed to solving social issues

## Uniqueness

### Global Production and Extensive Sales Network

TAIYO YUDEN began its global expansion in 1967 with a subsidiary in Taiwan and has continued developing operations focused on North America, Europe, and East Asia. This led to its current development, production, and sales network spanning 15 countries and regions worldwide, including Japan. In particular, regarding its production activities, the Company is stepping up the development of high-end products abroad to make maximum use of its overseas bases as it has put into place the optimal global production network of bases in Japan and around the world.

■ Ratio of overseas production (Year ended March 31, 2018)



■ Ratio of overseas sales to net sales (Year ended March 31, 2018)

