

Wire-wound Ferrite Power Inductors LAYP series

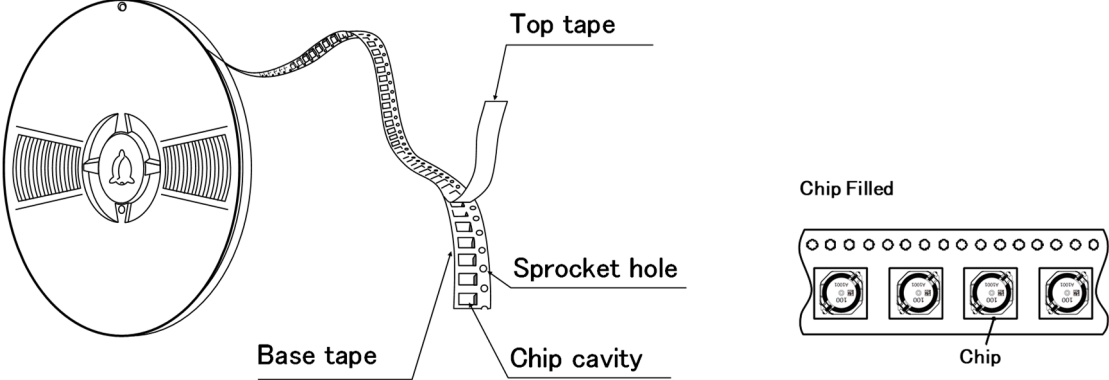
PACKAGING

① Packing Quantity

Type	Standard Quantity (1reel) [pcs]	Minimum Quantity [pcs]
	Embossed Tape	Embossed Tape
06045	1000	1000
10040	700	700
10060	500	500

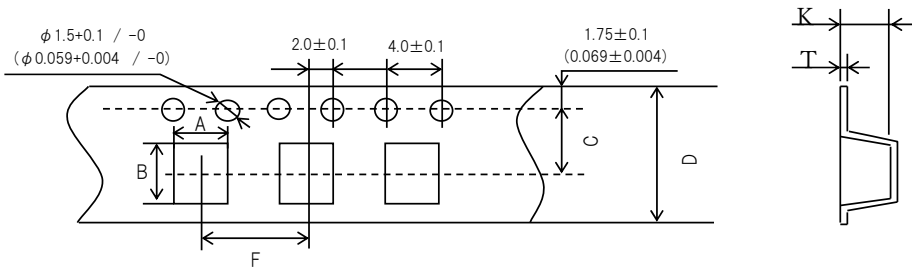
② Tape Material

Embossed Tape



③ Taping dimensions

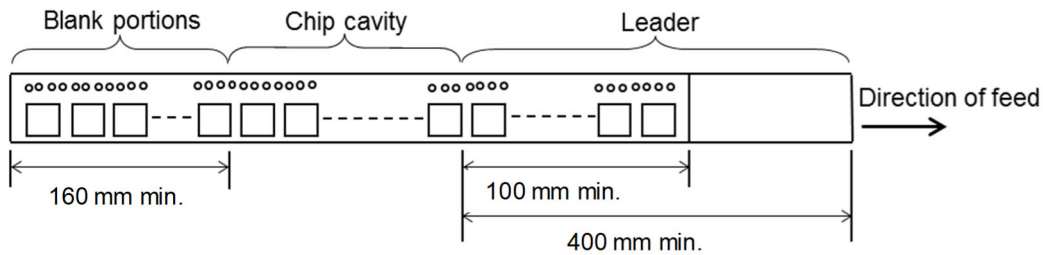
Embossed tape



Type	Chip cavity		C	D	Insertion pitch	Tape thickness	
	A	B			F	T	K
06045	6.5±0.1 (0.256±0.004)	6.1±0.1 (0.240±0.004)	7.5±0.1 (0.295±0.004)	16.0±0.2 (0.630±0.008)	12.0±0.1 (0.472±0.004)	0.5±0.05 (0.020±0.002)	4.8±0.1 (0.189±0.004)
10040	10.5±0.1 (0.413±0.004)	10.5±0.1 (0.413±0.004)	11.5±0.1 (0.453±0.004)	24.0±0.2 (0.945±0.008)	16.0±0.1 (0.630±0.004)	0.5±0.05 (0.020±0.002)	4.6±0.1 (0.181±0.004)
10060	10.5±0.1 (0.413±0.004)	10.5±0.1 (0.413±0.004)	11.5±0.1 (0.453±0.004)	24.0±0.2 (0.945±0.008)	16.0±0.1 (0.630±0.004)	0.5±0.05 (0.020±0.002)	6.5±0.1 (0.256±0.004)

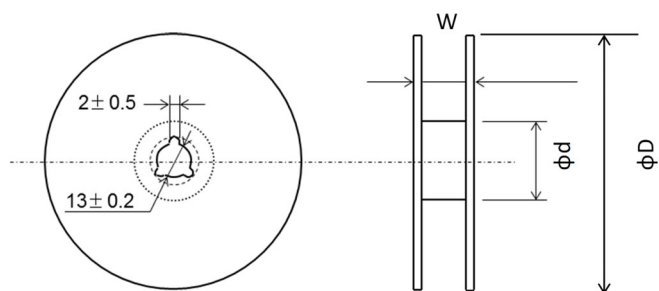
Unit : mm (inch)

④ Leader and Blank portion



► This catalog contains the typical specification only due to the limitation of space. When you consider the purchase of our products, please check our specification. For details of each product (characteristics graph, reliability information, precautions for use, and so on), see our Web site (<http://www.ty-top.com/>) .

⑤ Reel size



Type	Reel size (Reference values)		
	ϕD	ϕd	W
06045	330 ± 2.0 (12.99 ± 0.079)	80 ± 1.0 (3.15 ± 0.039)	21.5 ± 1.0 (0.846 ± 0.039)
10040	330 ± 2.0 (12.99 ± 0.079)	100 ± 1.0 (3.937 ± 0.039)	29.5 ± 1.0 (1.161 ± 0.039)
10060	330 ± 2.0 (12.99 ± 0.079)	100 ± 1.0 (3.937 ± 0.039)	29.5 ± 1.0 (1.161 ± 0.039)

Unit : mm (inch)

⑥ Top Tape Strength

The top tape requires a peel-off force of 0.1 to 1.3N in the direction of the arrow as illustrated below.

