

Wire-wound Ferrite Power Inductors LSXBH10050/LLXBH10050

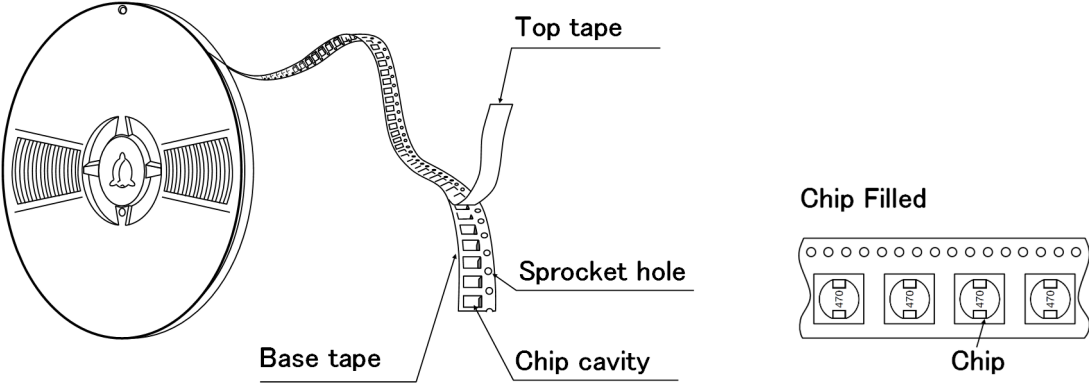
PACKAGING

①Minimum Quantity

Type	Standard Quantity [pcs]
	Tape & Reel
10050	500

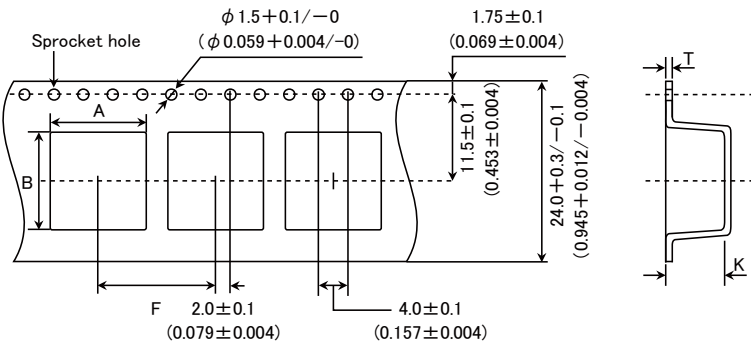
②Tape Material

● Embossed Tape



③Taping dimensions

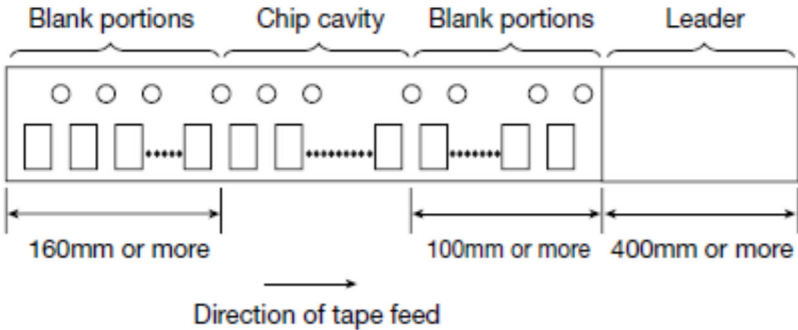
● Embossed tape 24mm wide (0.945 inches wide)



Type	Chip cavity		Insertion pitch	Tape thickness	
	A	B	F	T	K
10050	$10.4 \pm 0.1$ ( $0.409 \pm 0.004$ )	$9.9 \pm 0.1$ ( $0.390 \pm 0.004$ )	$16.0 \pm 0.1$ ( $0.630 \pm 0.004$ )	$0.5 \pm 0.05$ ( $0.020 \pm 0.002$ )	$5.7 \pm 0.1$ ( $0.224 \pm 0.004$ )

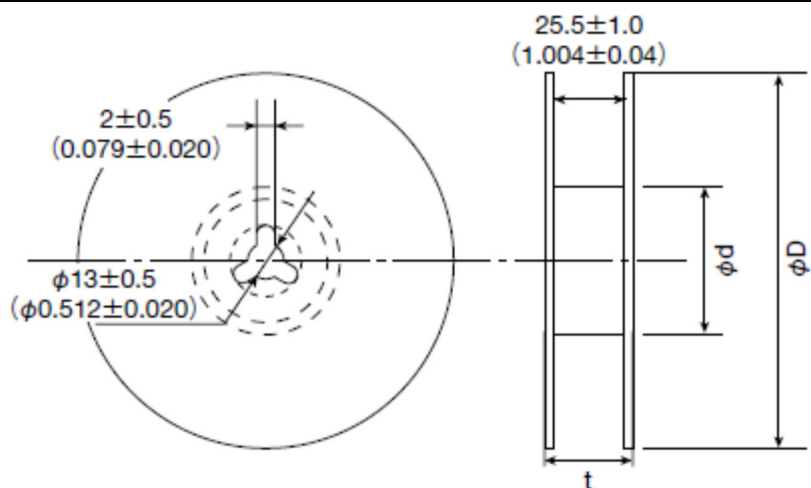
Unit : mm (inch)

④Leader and Blank portion



► This catalog contains the typical specification only due to the limitation of space. When you consider the purchase of our products, please check our specification. For details of each product (characteristics graph, reliability information, precautions for use, and so on), see our Web site (<http://www.ty-top.com/>) .

## ⑤ Reel size



Type	Reel size (Reference value)		
	$\phi D$	$\phi d$	t (max.)
10050	$330 \pm 3$ (12.99 $\pm$ 0.118)	$80 \pm 2$ (3.15 $\pm$ 0.078)	30.5 (1.201)

Unit: mm (inch)

## ⑥ Top Tape Strength

The top tape requires a peel-off force of 0.1 to 1.3N in the direction of the arrow as illustrated below.

